



Can California Compete?

Reducing the Skills Gap and Creating
a Skilled Workforce through Linked Learning

June 2012

A report by:  **AMERICA'S EDGE**
Strengthening Businesses Through Proven Investments in Kids

Executive Summary

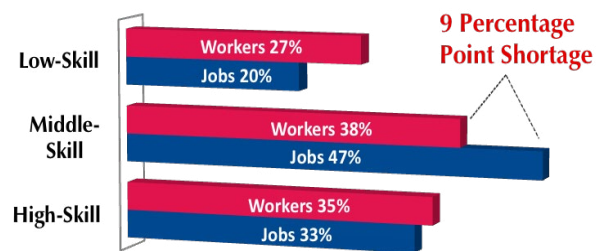
California is experiencing a serious shortage of workers for so-called middle-skill jobs – those that require more than a high school education, but not necessarily a four-year college degree. Even in 2009, during the recession and with 2 million Californians out of work, **only an estimated 38 percent of the state’s workers had the appropriate training for the 47 percent of California’s jobs in middle-skill occupations.** That shortage will likely continue as **200,000 of these middle-skill jobs are expected to open annually as our economy recovers**, accounting for 2.2 million new and replacement jobs from 2008 to 2018. But too few qualified workers are available to fill middle-skill jobs. In fact, there will be 50 percent more annual middle-skill job openings than low-skill job openings until 2018 and, currently, California has more low-skilled workers than available low-skill jobs.

Our state’s economic health looks even more dire when this middle-skill “gap” is coupled with the shortage of workers expected for careers requiring science, technology, engineering and math skills – the so-called STEM jobs. These jobs are growing much faster than other jobs, but by



47 Percent of Jobs are Middle-Skill, But Only an Estimated 38 Percent of Workers are Trained for Middle-Skill Jobs

CA jobs & workers during the recession, as a percentage of all jobs or workers (2009)



National Skills Coalition, 2010

2018, nine out of ten STEM jobs will require postsecondary education and seven of every ten STEM jobs will require bachelor’s degrees. Filling those jobs may be difficult. Just six years ago, the Golden State ranked 14th in the nation in recent bachelor’s degrees awarded in science and engineering (per 1,000 workers). **Today, California has fallen to 45th in the nation, recently awarding 40 percent fewer degrees in science and engineering than the national average.**

Both middle-skill and many STEM jobs increasingly require post-high school education:

- Between 2008 and 2018, the number of jobs for Californians with postsecondary education will grow 50 percent faster than jobs for high school dropouts.
- By 2018, three out of every five California jobs will require some education beyond high school.
- **By 2025, experts predict that the state will have a workforce shortage of 1 million college graduates.**

But as education and training needs are going up, California’s education system is falling further behind. In 1970, California ranked seventh in the nation in the percent of the workforce that had completed high school; **in 2008, it ranked last.** And

The Los Angeles Picture

- o Los Angeles County has a mismatch between the types of jobs in the region and the skills of local workers. Over 160,000 workers may be working in jobs for which they are not qualified, if the jobs are filled at all.
 - LA County has an undersupply of at least 81,000 skilled workers – 27,000 high-skilled workers (bachelor's degree or higher) and 54,000 middle-skilled workers (more than a high school diploma, but less than a bachelor's degree).
 - Meanwhile, LA's relatively high high-school dropout rate has created an over-supply of 82,000 low-skilled workers.



Credit: Flickr Creative Commons, 2012

- o High-skilled jobs are expected to grow at roughly twice the rate of low-skilled jobs between 2010 and 2020.
- o Roughly 60 percent of the fastest growing occupations over the next 10 years will be jobs that require an education foundation in STEM.

– Chmura Economics & Analytics/JobsEQ, 2012

the picture for the workforce of the future is no brighter: In 2011, California ranked 46th out of the 50 states in fourth grade reading and ranked 48th in eighth grade math – only Louisiana and Mississippi ranked lower.

Every year, over 300,000 young people in California either drop out of school or graduate without meeting the entrance requirements for California's state universities. In fact, only 33 percent of graduates in the class of 2007 were eligible for California State University admission based on their courses, grades and test scores. Similarly, over 70 percent of California community college students need remedial work in developmental math and English.

To reverse these trends and secure the Golden State's economic future, state business leaders are calling for greater access to the career-relevant Linked Learning approach in California high schools to better equip young people for success in both post-secondary education and their future

careers. Linked Learning is a flexible approach that can be implemented through various models such as California Partnership Academies, Career Academies, charter schools and small themed schools. Linked Learning provides rigorous and relevant curricula that prepare students for education beyond high school, while also providing them with practical career-technical skills, hands-on experience and connections to local employers. Career Academies, for example, have proven to increase labor force participation and to increase real earnings for young men by 17 percent per year – or an estimated \$175,000 increase over a participant's working life.

The future of California's economy depends upon the caliber of our workforce. As we continue the debate on meaningful education reform in our state, the conversation must include promising education approaches like Linked Learning that provide young people the real-world experiences and skills businesses expect – and need – from their workforce.

Can California Compete?

Reducing the Skills Gap and Creating a Skilled Workforce through Linked Learning

California Has a Growing Skills Gap

Although businesses have always needed workers proficient in the “3 Rs” – reading, writing and arithmetic – today’s fast-paced, international and technology-driven marketplace requires even higher proficiency levels in these hard skills. But they are too often lacking, especially among those entering the workforce.

- Over 300,000 young men and women leave California schools each year without the skills to compete in a competitive labor market. These students either dropped out of school or graduated, but without meeting the entrance requirements for the state universities.¹
- One out of every four California high school freshman do not graduate within four years.²
- Only 33 percent of graduates in the class of 2007 were eligible for California State University admission based on their courses, grades and test scores, according to the latest available data. Only 13 percent of students were eligible for the more competitive University of California system.³
- About half of surveyed employers nationwide in 2006 reported deficiencies in the math and science skills of new workforce entrants who held only a high school diploma. Almost 40 percent of employers saw deficiencies in reading comprehension.
- One in ten surveyed employers reported college graduates’ math or science skills as deficient.⁴

Just as important as the hard skills are the critical “soft skills” – communication, collaboration, critical thinking and creativity. Three out of four executives surveyed in 2010 believe the soft

skills will become even more important in the next three to five years because of global competition and the pace of change in the business environment.⁵ However, American businesses often find these skills lacking in the workforce, even among college graduates. In a recent survey, nine in ten executives said enhanced soft skills are important to support business expansion, but less than half of executives rated their employees as above average in these skills.⁶

California CEOs report that attracting and maintaining a qualified workforce is one of the top challenges to doing business in the state – a challenge exacerbated by the need for enhanced skills and increased education levels. In fact, that inability to fill jobs is causing our state to lose businesses. Just last year, in Silicon Valley alone, one in six companies surveyed reported moving jobs out of the state and, of those, one in ten did so because of a more available workforce elsewhere.

– Silicon Valley CEO Survey:
Business Climate 2012

Middle-Skill Jobs

Middle-skill jobs – those that require less than a four-year degree, but more than a high school diploma – are the biggest share of California jobs, accounting in 2009 for 47 percent of all jobs in the state. Unfortunately, even at the height of the recession and with over 2 million Californians out of work, only an estimated 38 percent of California workers had the appropriate training for these positions – a gap of 9 percentage points. At the same time, there were far more low-skilled workers than low-skilled jobs.^{7,8}

The demand for middle-skilled workers in California will remain high with 40 percent of all job openings – more than 2.2 million middle-skill job openings – expected between 2008 and 2018. These are local, hands-on jobs that are less likely to be outsourced. Each year between 2008 and 2018, there will be 50 percent more middle-skill job openings than low-skill openings and almost 20 percent more middle-skill job openings than high-skill job openings annually.⁹

The bulk of these middle-skill openings will be due to replacement needs, rather than new jobs created by growth. The leading edge of the baby boom generation turned 65 last year and the share of California’s population age 60 or older is projected to double between 2010 and 2040.¹⁰ As this highly trained generation retires or workers leave middle-skill jobs, 175,000 replacement openings will need to be filled annually.¹¹

Examples of Middle-Skills Jobs California Can't Live Without:



- EMT
- Firefighter
- Police officer
- Carpenter
- Electrician
- Plumber
- Dental hygienist
- Medical lab technician
- Aircraft mechanic
- Heating and AC installer
- Industrial machinery mechanic
- Machinist
- Legal secretary
- Computer support specialist

National Skills Coalition, 2009

Science, Technology, Engineering and Math (STEM) Jobs

From manufacturing, to banking, to e-commerce, to health care services, technology is increasingly central to many jobs. Manufacturing, for example, has shifted to more advanced, computer-assisted production, replacing the manual labor force with automation on the shop floor. To remain viable, workers in manufacturing facilities must now have a technical skill or trade-based skill that machines cannot adequately perform, such as knowledge of mechanical and electrical engineering processes, the ability to work with computerized systems and read and write machine programming code, and the ability to operate automated manufacturing systems.¹²

And jobs that are heavily reliant on technology are growing fast. STEM jobs are expected to have the third-fastest rate of growth nationwide of all occupation groups between 2008 and 2018.¹³ But workers often need post-secondary education to capitalize on this technology and the accompanying jobs. In California, nine out of every ten STEM jobs in 2018 will require postsecondary education and seven of every ten will require bachelor's degrees.¹⁴

Filling those jobs will be difficult. Just six years ago, California ranked 14th in the nation in recent bachelor's degrees awarded in science and engineering (per 1,000 civilian workers). Today, California has fallen to 45th in the nation, recently awarding 40 percent fewer degrees in science and engineering than the national average.¹⁵ There may be too few college graduates available for hire and even

fewer with the STEM-background California businesses need. Seven out of ten U.S. manufacturing companies surveyed in 2011 reported a moderate to severe shortage of available, qualified workers, especially in skilled production jobs like machinists and technicians.¹⁶

Acceleration of the Skills Gap in California

The overall workforce landscape is also changing. Experts believe the recession may accelerate a demand for higher-skilled workers because many companies are not replacing laid-off lower skilled positions. Instead, they have automated those jobs or shipped them overseas. A recent survey showed that over half of manufacturing companies nationwide expect increased shortages of skilled workers in the next three to five years.¹⁷

Having a skilled workforce is critical to the economic vitality of every California community.

—Dr. Christopher Thornberg,
Economist and Founding Principal,
Beacon Economics
Los Angeles, CA

The need for workers with more education is also accelerating the skills gap. Between 2008 and 2018, the number of jobs for Californians with postsecondary education will grow 50 percent faster than jobs for high school dropouts. And by 2018, three out of every five California jobs will require some education beyond high school.¹⁸

Demographic changes are also having a profound impact on the workforce. The retiring generation has more education and skills than the generation entering the workforce. New immigrants also tend to have lower education levels than native populations. As a result of these trends and higher education needs in jobs, experts predict the state will have

a workforce shortage of 1 million college graduates by 2025.^{19,20}

The United States Is Falling Behind

Thanks to technology, more and more American workers are now directly competing with workers from around the world. How U.S. students stack up against students from other countries is, thus, increasingly important – but the United States is no longer on top.

The U.S. high school graduation rate ranks in the bottom third of developed nations.²¹ On an international test of applied knowledge and skills, the Programme for International Student Assessment (PISA), U.S. 15-year-old students score significantly below the average for industrialized nations in math and trail far behind leading countries like Korea, Japan and Finland in reading and science.²²

Once a leader in math education, U.S. high school students now fall in the bottom half of teenagers from developed countries. The U.S. is getting worse results while spending 40 percent more on education: U.S. spending per student in 2007 was over \$10,700, compared to an industrialized nation average of about \$7,600.²³

Once a leader in math education, U.S. high school students now fall in the bottom half of teenagers from developed countries – behind such countries as Slovenia, Hungary and Poland, and far behind leading countries like Korea, Japan and Finland.

– Organisation for Economic Co-operation and Development, 2010

Although higher education attainment in the U.S. has continued to climb, we are not keeping pace with other nations and not growing fast enough to keep up with labor market demand. As recently as 1995, the U.S. was tied for first in college graduation rates. But as other countries dramatically improved their college completion rates, the U.S. has fallen to 15th out of 27 industrialized nations – decidedly in the middle of the pack.²⁴

High Cost of the Skills Gap

The lack of a skilled workforce comes at a high cost for individuals, businesses and the economy. Graduating an extra 10,000 of California's dropouts – just five percent of the Class of 2010 dropouts – could result in impressive economic benefits. These extra graduates would likely:

Required skills and traits for manufacturing

What Was Needed Then...

- Learning one or two specific technical roles
- Physical strength & flexibility
- Ability to follow fixed, unchanging procedures
- General attention to production & safety procedures
- Following orders
- Operating, maintaining, designing mechanical machinery

...And What's Needed Now

- Mechanical reasoning, logic, troubleshooting & spatial visualization
- Personal flexibility, communication & cooperation
- Initiative, persistence & independence
- Attention to detail, self-control & dependability
- Making independent decisions
- Operating computers or computerized machinery & using computers for a wide range of critical functions

Handler et al., 2009

- collectively earn \$140 million more in an average year than they would have without a diploma;
- spend \$13 million more each year purchasing vehicles;
- buy homes worth \$450 million more by the time they reach the midpoint of their careers;
- support 900 new jobs in the state;
- increase the gross state product by \$190 million; and
- increase state revenues by \$17 million annually through their increased spending and investments.²⁵

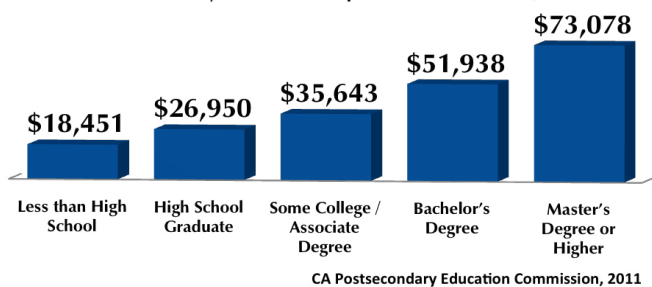
Higher levels of education can also help protect against unemployment – even in a recession. In 2009, 17 percent of California high school dropouts over the age of 25 were unemployed. Those without a diploma who were employed were

Los Angeles has the largest local economy in the state, yet too few people have the skills businesses need. If we do not address this problem now through career-focused education, we can expect this skills gap to widen, more jobs will be exported and our regional prosperity will further suffer.

–Joseph A. Czyzyk,
Chairman & CEO,
Mercury Air Group, Inc.
Los Angeles, CA

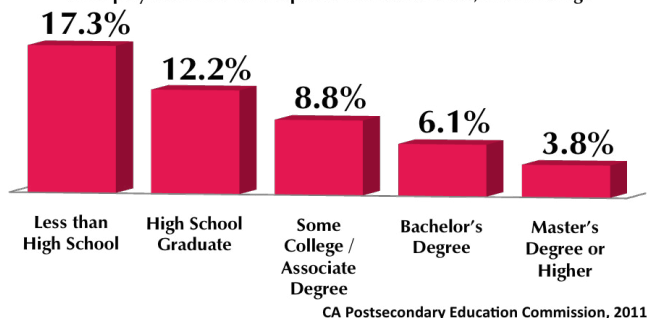
Earnings in CA by Education Level

Median Yearly Income for People 25 Years and Older, 2009



Unemployment Rate in CA by Education Level

Unemployment Rate for People 25 Years and Older, 2009 Average



only making an average of \$18,000 per year. In contrast, only 6 percent of Californians with a bachelor's degree were unemployed and employed college graduates could expect to make an average of almost \$52,000 per year.²⁶ Because they are more productive for employers, the average lifetime earnings of an individual college graduate are \$2.1 million higher than those of a high school dropout, based on national data.²⁷

Changing Course

As California and the nation wrestle with the vitally important debate on education reform, businesses know that career relevance must be incorporated into the classroom. Too many students do not understand why they need to know what they are being taught, lose interest in school and then do not develop the skills employers expect them to have. The career-themed Linked Learning approach, modeled after the proven Career Academies model, helps high school students stay engaged in school and graduate with a concrete understanding of what they will need to succeed in the workforce and education post-high school, thus better ensuring California businesses have a workforce armed with the skills required in a global marketplace.

Linked Learning Puts Career Relevance into the Classroom

The Linked Learning approach integrates rigorous academics, relevant career-technical education, support services for students and real-world work-based learning experiences supported by industry and community partners over a three- or four-year period. Linked Learning students opt-in to industry-themed pathways in a wide range of fields, such as engineering, arts and media, biomedicine and health. These pathways prepare high school

Our economy has lost billions because of an unskilled workforce. If we want sustainable economic security, we must remedy this unsustainable situation.

– Larry Ross, General Manager
Crowne Plaza Hotel,
Concord, CA

students for future careers and a full range of postsecondary options, including two- or four-year college, an apprenticeship, the military or formal employment training.

The Linked Learning approach can be found in a number of existing models, such as small theme-based learning communities, California Partnership Academies (CPA), other career academies and regional occupation centers and programs. Although some programs are stand-alone schools, including charter or magnet schools, most are pathways within larger comprehensive high schools. Often called a “school-within-a-school,” pathways typically comprise no more than 200 students who stay together with the same teachers for the duration of the program. That continuity helps create close relationships among the students, their peers and their teachers. It creates the kind of “team player” mentality employers too often find lacking in their younger employees.²⁸

In a recent survey, 188 California CEOs put “improving K-12 public education” at the top of their list of how local and state government can strengthen the state’s business climate and those CEOs support increased expenditures for California’s K-12 system.

– Silicon Valley CEO Survey:
Business Climate 2012

Enhanced Skill Levels

Through hands-on learning, Linked Learning students gain the practical skills that cannot be taught from a manual or learned through a classroom lecture. For example:

- Students in a health careers academy can learn how to measure a patient’s blood pressure, administer shots, perform blood-typing, examine x-rays and apply casts. Through internships, students may have the opportunity to work with real doctors and learn how to express compassion and empathy for patients. Students in some pathways also have the opportunity to become certified in venipuncture, injection training, EKG, CPR and first aid.
- Students at an agricultural technology academy learn the mechanics of agricultural science, technology and veterinary medicine. One academy has a student-run farm, which features orange grove fields and livestock,

Linked Learning Pathways Are Designed to Be Relevant to California's Economy

Agriculture and Natural Resources • Arts, Media and Entertainment • Building and Environmental Design • Education, Child Development and Family Services • Energy and Utilities • Engineering • Fashion Design, Manufacturing and Production • Finance and Business • Health Science and Medical Technology • Hospitality, Tourism and Recreation • Information Technology • Manufacturing • Marketing, Sales and Service • Public Services • Law and Justice • Transportation



providing opportunity for a hands-on learning experience. Students there learn how to operate tractors, understand irrigation systems and care for animals.

- Students in multimedia / video production academies learn the technical aspects of operating teleprompters, video cameras, studio camera switchers, audio mixers and microphones. They also learn how to write video scripts and edit video using digital software. These are useful and in-demand skills for California's varied media sector.

By experiencing the Linked Learning approach, California high school students understand the skills they will need in a particular occupation and can make more informed decisions about postsecondary education and training. They will ultimately enter the workforce much more prepared to hit the ground running, potentially reducing the time and cost of on-the-job training or the need for hiring replacements.

Increased School Success

Increasing both California's high school graduation rates and enrollment in postsecondary education and training programs are keys to cultivating a skilled workforce. One review of data on students in California Partnership Academies found that more students completed the California university entrance requirements and the Academies had a higher percent of seniors graduate than the state average.³³

Some California high schools also show marked improvements in grade point averages for students in Linked Learning. For example, for the 2009-2010 school year at Porterville High School, only 66 percent of students not in Linked Learning had GPAs over 2.0, while far more students in Linked Learning had GPAs over 2.0 – 92 percent (health academy) and 88 percent (business/finance academy).³⁴ Such increased student achievement is good news for California's economy: A study by the California Foundation for Commerce and Education found that student academic achievement has the largest impact on a state's economic

performance ranking, based on trend data from all 50 states. A 5.5 percent increase in California's fourth grade math achievement test scores would boost the state from the 38th best economic performance to a top 25 ranking.³⁵

A high-quality study found that students attending the Center for Advanced Research and Technology (CART) were more likely to enroll in community college than a demographically similar group of non-CART students. CART uses the Linked Learning approach, with 11th and 12th grade students from 15 Clovis and Fresno Unified high schools attending half-day classes in one of 13 project-based labs, such as human behavior, biomedical engineering or forensic science. Compared to similar students, CART students were 18 percent more likely to be enrolled in a community college directly after high school and 22 percent more likely to still be enrolled one year after graduation from high school.³⁶

Another example comes from Kearny High's School of Digital Media and Design (DMD), the first school in the state to achieve Linked

Learning certification by demonstrating that it met most of the 39 established criteria for creating an optimal environment for improving student achievement and engagement. Kearny's DMD graduated 99 percent of its 2009 class and 95 percent went on to postsecondary education. DMD's graduation rates have been consistently higher than district and state averages since it became

Traditional education models lack relevance. High-quality Linked Learning pathways can help reform our education system and create a pipeline of workers with 21st century skills.

–Teresa Goodwin, President, PeopleSpaces Design Group, Oakland, CA

California is Not Doing Enough

A 2010 report by the California Department of Education found that the state's public high schools are not preparing students for ongoing education and employment in the 21st century. In fact, students are not currently required to complete any coursework that connects academics to the world beyond school.⁴⁰

Key elements of Linked Learning

Project-based learning helps students make connections across subjects and brings greater relevance to classroom learning. Students work together on projects, developing academic and technical skills, as well as more experience with collaboration, communication and critical thinking.²⁹

Work-based learning such as mentorships, job shadowing opportunities and internships with local employers brings actual career relevance to the students, deepening their understanding of how traditional academics are used in careers. This helps direct



them toward training and education opportunities that will get them the skills California industries are seeking.³⁰

School-based enterprise, like student-led businesses or community service initiatives, is another form of work-based learning. It allows students to design, produce and deliver real products and services. At Porterville High School's Business and Finance Academy, for example, students are in charge of ordering the merchandise for the student store, running the store, keeping track of its inventory and making regular deposits at the local bank.³¹

Support services, including counseling as well as additional instruction in reading, writing and mathematics, help students keep their grades up and stay on track for graduation.³²

an industry-themed pathway. The school has increased its state Academic Performance Index by 167 points since 2005-06 and received national recognition in 2010 as a Blue Ribbon School.³⁷

Career Academies students, which is one Linked Learning approach, were twice as likely as nonparticipants to be working in the computer, engineering or media technology sector eight years after graduation, thus helping to increase the supply of STEM workers.³⁸

Earnings and Productivity

Career Academies have proven results for producing higher earnings, which are tied to productivity. Both increased productivity and higher earnings are good for the economy: increased productivity spurs economic growth, and higher earnings increase spending power and contributions to the tax base. A national study showed that:

- Young people who went through Career Academies earned 11 percent more than those not in the program.
- Young people from the program worked 12 percent more hours per week than those who did not participate.
- Eight years after graduation, young men in the Career Academies earned \$3,731 more per year than non-participants. To illustrate what that could mean over their lifetime, if that same difference held throughout their career up to age 65, they would earn \$175,000 more during their working years than those not in the program.³⁹

Conclusion

California is falling behind when it comes to preparing its future workforce to compete successfully in a global economy. To stem this tide and close the growing skills gap, policy-makers should make sure we are spending our education dollars on what really works and include changes that will ensure young people enter the workforce with the skills California businesses need. State school districts should be granted greater flexibility to incorporate Linked Learning into their high schools utilizing their existing resources, and state funding for districts that have incorporated such an education approach, including approximately 460 existing California Partnership Academies, must also be protected. As the California economy rebounds, the state should make greater investments in Linked Learning. If we are serious about getting California back on top, we must act now to get California businesses the skilled workforce we need.

Endnotes

1 Rubin, V., Lizardo, R., Jamdar, A., Washington, J., & Zeno. A. (2010). *Pathways out of poverty for vulnerable Californians: Policies that prepare the workforce for middle-skill infrastructure jobs*. Oakland, CA: PolicyLink. Retrieved May 5, 2011 from http://www.policylink.org/atf/cf/%7B797c6d565-bb43-406d-a6d5eca3bbf35af0%7D/PATHWAYS_WEB.PDF<http://www.cpec.ca.gov/Publications/ReportSummary.ASP?Report=1258>

2 Editorial Projects in Education. (2011). *Diplomas Count 2011*. Bethesda, MD: Education Week. Retrieved on January 31, 2012 from <http://www.edweek.org/ew/toc/2011/06/09/index.html>

3 Griffin, A. (December 2008). *University eligibility study for the class of 2007*. Report 08-20. California Postsecondary Education Commission. Retrieved May 4, 2011 from <http://www.cpec.ca.gov/completereports/2008reports/08-20.pdf>

4 Casner-Lotto, J. & Benner, M.W. (2006). *Are they really ready to work? Employers' perspectives on the basic knowledge and applied skills of new entrants to the 21st century U.S. workforce*. Retrieved February 26, 2010 from http://www.21stcenturyskills.org/documents/FINAL_REPORT_PDF09-29-06.pdf

5 American Management Association. (2010). *AMA 2010 critical skills survey*. Executive Summary. Retrieved October 25, 2010 from <http://www.p21.org/documents/Critical%20Skills%20Survey%20Executive%20Summary.pdf>

6 American Management Association. (2010). *AMA 2010 critical skills survey*. Executive Summary. Retrieved October 25, 2010 from <http://www.p21.org/documents/Critical%20Skills%20Survey%20Executive%20Summary.pdf>

7 National Skills Coalition. (nd) *Middle-skill jobs state-by-state: Growing California's economy by investing in the forgotten middle*. Washington, DC: Author. Retrieved May 5, 2011 from http://www.nationalskillscoalition.org/resources/fact-sheets/state-fact-sheets/middle-skill/nsc_middlekills_california.pdf; Even if workers have middle-skill credentials/training, they may not have the right credentials/training for the specific jobs in their labor market, so the actual mismatch between jobs and skills may actually be greater than reported. Based on personal communication on May 12, 2011 with Kermit Kaleba, Senior Policy Analyst at the National Skills Coalition.

8 Unemployment figure from: Bureau of Labor Statistics. (February 25, 2011). *Regional and state unemployment (annual) new release*. Table 1. Employment status of the civilian noninstitutional population 16 years of age and over by region, division, and state, 2009-10 annual averages. Retrieved May 11, 2011 from <http://www.bls.gov/news.release/srgune.htm>

9 Author's calculations based on 2008-18 long-term occupational projections, California Employment Development Department, Labor Market Information Division. Retrieved May 4, 2011 from <http://www.labormarketinfo.edd.ca.gov/?pageid=145>.

10 California Department of Aging (nd). *Aging in California: Projected population age 60 or over*. Health and Human Services. Retrieved May 5, 2011 from http://www.aging.ca.gov/stats/oldest_old_population.asp

11 Author's calculations based on 2008-18 long-term occupational projections, California Employment Development Department, Labor Market Information Division. Retrieved May 4, 2011 from <http://www.labormarketinfo.edd.ca.gov/?pageid=145>; Classification into low-, middle- and high-skill occupations based on Holzer and Lerman, 2007.

12 Singleton, D. (April 29, 2011). *Manufacturers are hiring again; what skills are they looking for?* The Manufacturing Blog. Retrieved May 3, 2011 from <http://www.softwareadvice.com/articles/manufacturing/manufacturers-skills-in-demand-1042911/#ixzz1LF3P1f44>

13 Carnevale, A.P., Smith, N. & Strohl, J. (June 2010). *Help wanted: Projections of jobs and education requirements through 2018*. Washington, DC: Georgetown University Center on Education and the Workforce. Retrieved October 22, 2010 from <http://cew.georgetown.edu/jobs2018/>

14 Carnevale, A.P., Smith, N. & Melton, M. (2011). *STEM: Science, Technology, Engineering and Math*. Washington, DC: Georgetown University Center on Education and the Workforce. Retrieved February 2, 2012 from <http://cew.georgetown.edu/stem/>

15 Klowden, K., Hynek, C.F., & Yeo, B. (April 2011). *California's position in technology and science 2010*. Santa Monica, CA: Milken Institute. Retrieved May 4, 2011 from <http://www.milkeninstitute.org/publications/publications.taf?function=detail&ID=38801265&cat=resrep>; Milken Institute State Technology and Science Index, Human Capital Investment Composite Index, Recent Bachelor's Degrees in Science and Engineering per 1,000 civilian workers. Available: <http://www.milkeninstitute.org/tech/tech2010.taf>

16 Morrison, T., Maciejewski, B., Giffi, C., Stover DeRocco, E., McNelly, J., Carrick, G. (2011). *Boiling point? The skills gap in U.S. manufacturing*. Deloitte Consulting & The Manufacturing Institute. Retrieved January 31, 2012 from http://www.deloitte.com/assets/Dcom-UnitedStates/Local%20Assets/Documents/AD/us_PIP_2011SkillsGapReport_01142011.pdf

17 Morrison, T., Maciejewski, B., Giffi, C., Stover DeRocco, E., McNelly, J., Carrick, G. (2011). *Boiling point? The skills gap in U.S. manufacturing*. Deloitte Consulting & The Manufacturing Institute. Retrieved January 31, 2012 from http://www.deloitte.com/assets/Dcom-UnitedStates/Local%20Assets/Documents/AD/us_PIP_2011SkillsGapReport_01142011.pdf

18 Carnevale, A.P., Smith, N. & Strohl, J. (June 2010). *Help wanted: Projections of jobs and education requirements through 2018*. Washington, DC: Georgetown University Center on Education and the Workforce. Retrieved October 22, 2010 from <http://cew.georgetown.edu/jobs2018/>

19 Johnson, H. (2009). *Education California: Choices for the future*. San Francisco, CA: Public Policy Institute of California. Retrieved May 5, 2011 from <http://www.ppic.org/main/publication.asp?i=891>

20 Johnson, H., & Sengupta, R. (2009). *Closing the gap: Meeting California's need for college graduates*. San Francisco, CA: Public Policy Institute of California. Retrieved May 5, 2011 from <http://www.ppic.org/main/publication.asp?i=835>

21 Organisation for Economic Co-Operation and Development. (2011). *Education at a glance 2011: OECD indicators*. Table A2.2, trends in graduation rates (first-time) at upper secondary level (1995-2009), 23 OECD countries reported high school graduation rates in 2009. Retrieved January 31, 2012 from <http://www.oecd.org/dataoecd/61/2/48631582.pdf>

22 Organisation for Economic Co-Operation and Development. (2010) *PISA 2009 results: Executive summary*. Retrieved December 9, 2010 from <http://www.pisa.oecd.org/dataoecd/34/60/46619703.pdf>

23 Primary, secondary and post-secondary non-tertiary education spending in OECD countries. Organisation for Economic Co-Operation and Development. (2010). *Education at a glance 2010: OECD indicators*, table B1.2, Retrieved January 25, 2011 from http://www.oecd.org/document/24/0,3746,en_2649_39263238_43586328_1_1_1_1,00.html

24 Organisation for Economic Co-Operation and Development. (2011). *Education at a glance 2011:*

OECD indicators. Table A3.2, graduation rates from tertiary type A programs. Retrieved January 31, 2012 from <http://www.oecd.org/dataoecd/61/2/48631582.pdf>

25 Alliance for Excellent Education. (March 2011). *Education and the economy: boosting California's economy by improving high school graduation rates*. Washington, DC: Author. Retrieved on April 27, 2011 from http://www.all4ed.org/files//California_seb.pdf

26 California Postsecondary Education Commission. (nd). *Postsecondary education value - median income vs. unemployment*. Retrieved May 13, 2011 from <http://www.cpec.ca.gov/FiscalData/MedIncomeVsUnemploy.asp>

27 Carnevale, A.P., Smith, N. & Strohl, J. (June 2010). *Help wanted: Projections of jobs and education requirements through 2018*. Washington, DC: Georgetown University Center on Education and the Workforce. Retrieved October 22, 2010 from <http://cew.georgetown.edu/jobs2018/>

28 ConnectEd. (nd). *Linked Learning: frequently asked questions*. Retrieved May 10, 2011 from http://www.connectedcalifornia.org/downloads/LL_Frequently_Asked_Questions_web.pdf; Stam, B. (Jan / Feb 2011). The power of real-world application: industry-themed pathways that connect learning with students' interests and career aspirations can transform the high school experience. *Leadership*, pp. 12-15. Retrieved May 10, 2011 from <http://www.connectedcalifornia.org/downloads/LeadershipMagLinkedLearning.pdf>

29 Hoachlander, G., & Yanofsky, D. (March 2011). Making STEM Real. *Educational Leadership*, vol. 68, no. 6, pp. 1-6. Retrieved May 10, 2011 from <http://www.connectedcalifornia.org/downloads/MakingSTEMReal-EdLeadershipMagazine2011.pdf>

30 Hoachlander, G., & Yanofsky, D. (March 2011). Making STEM Real. *Educational Leadership*, vol. 68, no. 6, pp. 1-6. Retrieved May 10, 2011 from <http://www.connectedcalifornia.org/downloads/MakingSTEMReal-EdLeadershipMagazine2011.pdf>

31 Hoachlander, G., & Yanofsky, D. (March 2011). Making STEM Real. *Educational Leadership*, vol. 68, no. 6, pp. 1-6. Retrieved May 10, 2011 from <http://www.connectedcalifornia.org/downloads/MakingSTEMReal-EdLeadershipMagazine2011.pdf>

32 Stam, B. (Jan / Feb 2011). The power of real-world application: industry-themed pathways that connect learning with students' interests and career aspirations can transform the high school experience. *Leadership*, pp. 12-15. Retrieved May 10, 2011 from <http://www.connectedcalifornia.org/downloads/LeadershipMagLinkedLearning.pdf>

33 Career Academy Support Network, University of California, Berkeley & California Department of Education. (October 2011). *Profile of the California Partnership Academies 2009-2010*. Retrieved February 2, 2012 from http://casn.berkeley.edu/downloads/CPA_Report_2009-10.pdf. Though promising, this analysis did not control for potential differences between students who enroll in CPA's and those who do not. So, any differences in outcomes could be due to differences between students, rather than the program's impact.

34 Personal communication with Cindy Brown, Porterville Schools on April 29, 2011. Data from spreadsheet entitled "Pathway Summary JO 4-29-11, Pathways Comparison." 2009-2010 data for 10-12 grades.

35 Adams, J.L., & Jackson, N. (June 2008). *California Foundation for Commerce and Education: California economic performance scorecard*. Sacramento, CA: California Foundation for Commerce and Education and Forward Observer. Student academic achievement based only on 4th grade math NAEP scores; Hoachlander, G., & Yanofsky, D. (March 2011). Making STEM Real. *Educational Leadership*, vol. 68, no. 6, pp. 1-6. Retrieved May 10, 2011 from <http://www.connectedcalifornia.org/downloads/MakingSTEMReal-EdLeadershipMagazine2011.pdf>.

36 Forbes, J. (January 2011). *A model for success: CART's Linked Learning program increases college enrollment*. The Center for Advanced Research and Technology. Retrieved May 10, 2011 from <http://irvine.org/images/stories/pdf/grantmaking/cart%20findings%20report%20final.pdf>; Personal communication with John Forbes, Dean of Curriculum and Instruction, Center for Advanced Research and Technology and Jordan E. Horowitz, Vice President for Foundation Relations & Project Development, Institute for Evidence Based Change and Senior Director for Special Projects, Cal-PASS on February 2 and February 23, 2011. Students were also more likely to be enrolled in the University of California or California State University systems after high school, but the difference was not statistically significant in most years or overall. Students were matched based on gender, ethnicity, CAHSEE ELA/Math, school, home language, English proficiency, special ed status, parent education level, school lunch participation and CST ELA scores. While students did self-select into CART and there is thus an inevitable selection bias, a matched comparison approach that includes prior academic performance and demographics should capture some of this effect.

37 ConnectEd. (December 30, 2010). *State and local leaders recognize first Linked Learning certified high school: School is model for improving graduation rates*. Press release. Retrieved May 10, 2011 from <http://www.connectedcalifornia.org/downloads/FirstLLHighSchool.pdf>. Also, California Department of Education DataQuest: <http://dq.cde.ca.gov/dataquest/>, search for API and Kearny.

38 Kemple, J. J., & Willner, C.J. (July 2008). *Technical resources for "Career Academies: Long-term impacts on labor market outcomes, educational attainment, and transitions to adulthood"*. MDRC. Retrieved May 10, 2011 from <http://www.mdrc.org/publications/482/techresources.pdf>

39 In constant 2006 dollars and assumes a career of 47 years, from age 18 to 65. In reality, the differential might well larger over time, but the Career Academies participants and the controls have not yet been followed beyond age 26 or so. All data in bullets from: Kemple, J.J., & Willner, C.J. (2008). *Career Academies: Long-term impacts on labor market outcomes, educational attainment, and transitions to adulthood*. New York: MDRC.

40 California Department of Education. (2010). *Multiple pathways for student success: Envisioning the new California high school*. Sacramento, CA: Author. Retrieved on May 10, 2011 from http://www.schoolsmovingup.net/mpstudy/downloads/Multiple_Pathways_Report_2010.pdf - see pp. 198-202.



Acknowledgements

This report was authored by Lindsay Warner, Susan L. Gates, Jennifer Ortega and Mike Kiernan.

The following individuals also contributed to this report: William Christeson, Soren Messner-Zidell, Brian Lee, David Kass and Matt McMullan.

AMERICA'S EDGE also thanks Kermit Kaleba of the National Skills Coalition.

Who We Are

The business leaders of AMERICA'S EDGE take a critical look at the knowledge, skills and abilities businesses need their employees to have in the 21st century, including the ability to be communicators, collaborators and critical thinkers. Using that analysis, we educate policy-makers and the public about high-quality, proven investments that strengthen businesses, establish a foundation for sustained economic growth, and protect America's competitive edge in a global market place, while helping our nation's children get on the right track.

AMERICA'S EDGE is supported by tax-deductible contributions from foundations, individuals and corporations. AMERICA'S EDGE accepts no funds from federal, state or local governments. Major funding for AMERICA'S EDGE is provided by The Annie E. Casey Foundation, Bill & Melinda Gates Foundation, the James Irvine Foundation, the W.K. Kellogg Foundation, the McCormick Foundation, and the Rauch Foundation.



NATIONAL OFFICE
1212 New York Ave., NW, Suite 300
Washington, D.C. 20005

Susan L. Gates
National Director
(202) 408-9284 x108
sgates@americasedge.org

Sandra Forlemu
Membership Associate
(202) 464-5360
sforlemu@americasedge.org

STATE OFFICES

California

Jennifer Ortega, State Director
211 Sutter Street, Suite 401
San Francisco, CA 94108
(415) 762-8275
jortega@americasedge.org

Illinois

Tim Carpenter, State Director
70 E. Lake Street
Chicago, IL 60601
(312) 962-4850
tcarpenter@americasedge.org

Maine

Kim Gore, State Director
4 Jersey Circle
Topsham, ME 04086
(207) 725-7238
kgore@americasedge.org

Michigan

Boji Tower, Suite 1220
124 W. Allegan Street
Lansing, MI 48933
(202) 408-9284 x108
sgates@americasedge.org

Montana

Dave Curry, State Director
1204 W. Woolman
Butte, MT 59701
(406) 558-4732
dcurry@americasedge.org

New York

Lori King-Kocsis, State Director
3 Columbia Pl, Floor 2
Albany, NY 12207
(518) 465-5462
lorikk@americasedge.org

Oregon

Martha Brooks, Western State Dir.
17675 SW Farmington Rd,
PMB#336
Beaverton, OR 97007
(503) 649-2068
mbrooks@americasedge.org

Washington

Steven Leahy, State Director
21015 NE 36th Street
Sammamish, WA 98074
(206) 790-3138
sleahy@americasedge.org

Wyoming

Martha Brooks, Western State Dir.
17675 SW Farmington Rd,
PMB#336
Beaverton, OR 97007
(503) 649-2068
mbrooks@americasedge.org